

# Extra-Curricular Participation Rates at Yateley School 2024-25

P Hill

# An Analysis of Extra-Curricular Participation Rates at Yateley School

## Introduction:

Throughout 2024 we have been keen to ensure that all students (irrespective of background) not only *have* the opportunity to participate in the 60+ extra curricular activities that we offer at Yateley School but also that they also take up such opportunities.

As a result of this, we asked all students across the school to complete an extra-curricular participation survey, building on the fantastic work from our PE department who have conducted similar surveys over the past three years.

The purpose of the survey was not only to assess current levels of participation, but to also consider a number of actions that we can implement to 'level the playing field' in terms of participation rates; ensuring that students with Special Education Needs and Disabilities (SEND) and students who are Pupil Premium are accessing these opportunities.

The breadth of extra-curricular activities, spanning the musical, artistic, social and sporting domains are widely considered valuable life experiences that we have open to all young people at Yateley School, regardless of their background. Activities such as being a member of a sports team, learning a musical instrument, or attending our clubs/societies are enriching life experiences that we want all of our students to savour. Apart from their inherent value, it is often claimed that young people can also develop positive tangible outcomes from these experiences of interacting and working with others through organised extra-curricular activities, which could benefit them in later life.

Above all, we believe that our students see extracurricular activities as a chance to have fun, unwind and relieve the stresses of increasingly pressured school lives. We expect our students to be ambitious, curious and tenacious in their outlook and we see extra-curricular participation as an important vehicle to support them developing these characteristics.

## Structure of the research:

We wished to understand participation rates across a range of activities offered to our students over the course of 2024. Concordantly, we categorised participation into seven key areas to allow us an overview of engagement.

1. School Trips
2. Student groups
3. Club or societies
4. Sports
5. Other
6. House events
7. Other

We then used this information and looked further into Year Group dynamics, SEND status and those in receipt of the Pupil Premium.

**Dame Martina Milburn**  
Chair, Social Mobility Commission

"One of the best bits about childhood is doing the things you enjoy outside the classroom – joining a football team, learning to dance or playing the drums. Yet our research shows too many young people from disadvantaged backgrounds never get the chance. As a result, they lose out on the benefits – increased confidence which helps social interaction, a real aspiration to go onto higher or further education, more soft skills and a sense of wellbeing and belonging.

Playing team sports, doing voluntary work, joining a youth club or singing in a band are also vital in developing networks – which those from affluent backgrounds often have ready-made."

**Social Mobility Commission**  
**"An Unequal Playing Field"**  
July 2019 – [LINK](#)

56% of Pupil Premium students participated in an extra curricular activity in 2024

70% of all Yateley School students participated in an extra curricular activity in 2024.  
(720 out of 1029 students)

58% of SEND students participated in an extra curricular activity in 2024

Year 7 students are the most active, averaging just over three separate activities per student.

Overall participation in numbers:

Participation in ANY event in 2024	PP	Non-PP	SEND	Non-SEND
7	19	152	17	154
8	9	171	28	152
9	10	124	19	115
10	9	127	17	119
11	7	92	9	90
	54	666	90	630

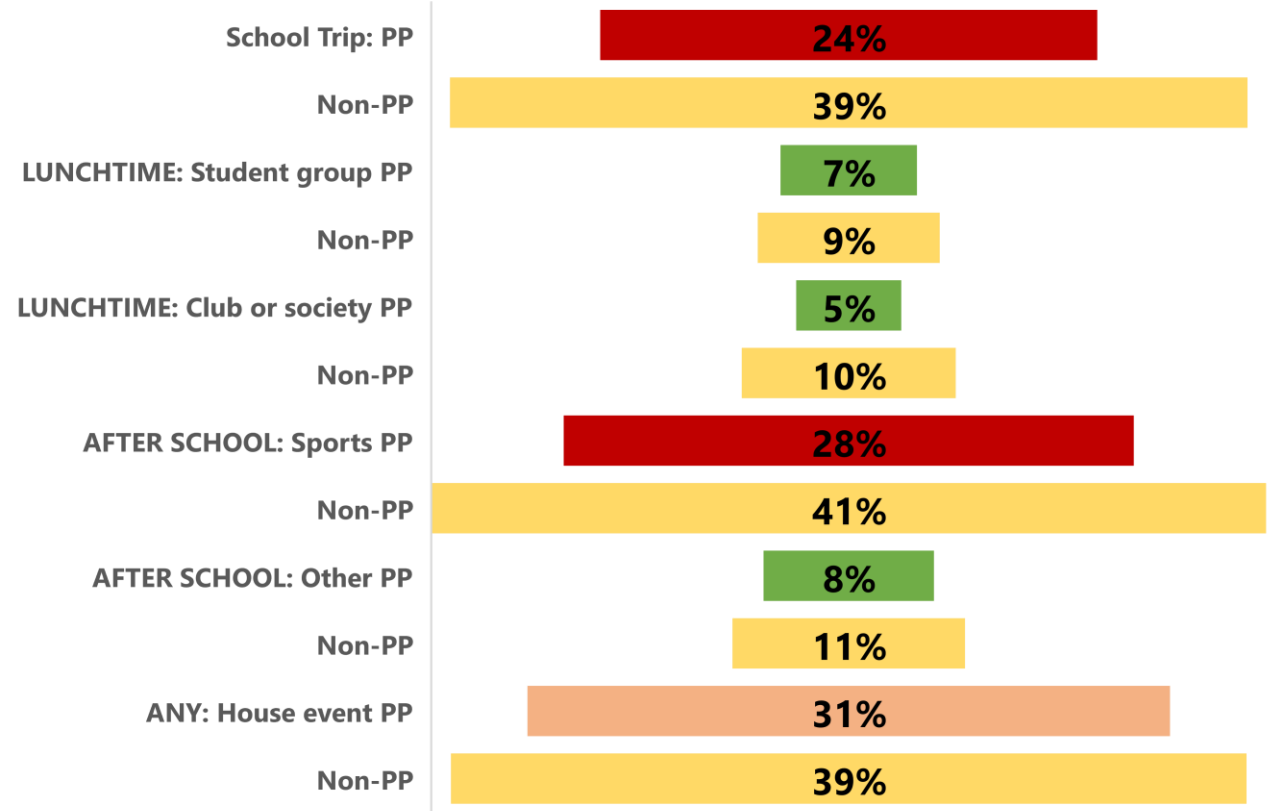
Overall number in this category:

Totals in group	PP	Non-PP	SEND	Non-SEND
7	27	212	28	211
8	16	204	34	186
9	22	179	31	170
10	18	194	37	175
11	13	144	24	133
	96	933	154	875

Participation in extra-curricular activities (as a percentage of identified group):

Totals	PP	Non-PP	SEND	Non-SEND
7	70%	72%	61%	73%
8	56%	84%	82%	82%
9	45%	69%	61%	68%
10	50%	65%	46%	68%
11	54%	64%	38%	68%
	56%	71%	58%	72%

Breakdown of participation rates between PP and Non-PP students in 2024



Focused areas for improvement:

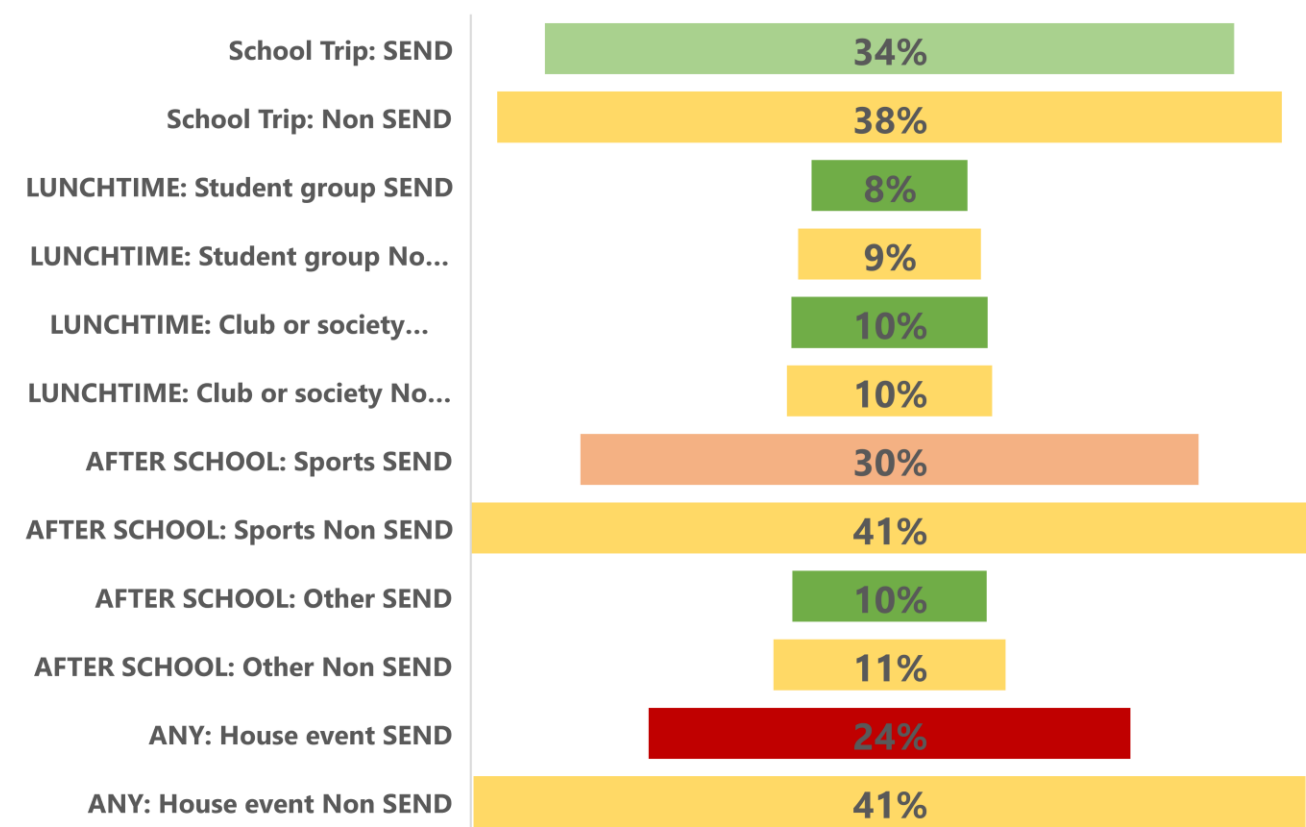
	School Trip:		AFTER SCHOOL: Sports	
	PP	Non-PP	PP	Non-PP
Y7	7%	3%	41%	51%
Y8	44%	68%	44%	48%
Y9	14%	38%	18%	42%
Y10	33%	31%	6%	35%
Y11	23%	53%	31%	27%
Totals	24%	39%	28%	41%

## Pupil Premium Recommended Actions and Best Practice for 2025-26:

- a. **TRIPS:** Review communication in relation to financial support available for School Trips, including detailing the personalised pupil spend (from the PP budget). How frequently are parents/carers made aware of financial support? Can this be increased?
- b. **TRIPS:** Ensure all Heads of Department are aware of the desire to increase PP attendance on trips and visits.
- c. **TRIPS:** Phone parents/carers of PP students who are not going on trips to see if we can remove barriers/increase engagement for attendance.
- d. **TRIPS:** Prioritise PP students for all trips across all year groups. Any over-subscribed trips should be granted full PP allocation before any non-PP allocation.
- e. **SPORTS:** Ensure there is never a cost attached to any sports opportunity at Yateley School

## An Analysis of SEND Extra-Curricular Participation Rates at Yateley School

### Breakdown of participation rates between SEND and Non-SEND students in 2024



### Limitations of comparability:

It must be acknowledged that by virtue of being a student with SEND that there are some barriers that might mean that not every extra-curricular opportunity is always suitable. For example, students with some disabilities may be unable to participate in some sporting activities. Nevertheless, it is our view that students with SEND can usually participate in the majority of extra-curricular activities and at least one event that involves representing their House. Furthermore, if there are any barriers to participation that can be realistically removed that we should do all that we can to address these.

### Areas of strength:

SEND participation rates are generally strong, and we are pleased that 54.4% of SEND students took the opportunity to engage in 2024 with extra-curricular opportunities. Attendance to lunchtime activities prove to be particularly strong (relative to non-SEND) and the Student Support team attest this to the fact that these are within the timing of the school day and that students with Autistic and Asperger tendencies find these to be more palatable.

## Areas for development:

	ANY: House event SEND	ANY: House event Non SEND
<b>Y7</b>	18%	45%
<b>Y8</b>	44%	55%
<b>Y9</b>	26%	42%
<b>Y10</b>	14%	30%
<b>Y11</b>	17%	32%
<b>Totals</b>	24%	41%

\*House events span a range of activities from House Dance, Drama, Sport and Music.

## SEND Recommended Actions and Best Practice for 2025-26:

- HOUSE EVENTS:** Share details of SEND participation in house events to Heads of House. HoH to work with tutor team and Student Support to consider one-to-one support strategies to increase SEND participation in house events.
- HOUSE EVENTS:** Promote house events and SEND participation to tutors via morning briefings and the tutor newsletter to encourage tutee participation.
- HOUSE EVENTS:** Ask student support to monitor SEND participation in-year with a view to supporting in removing barriers (e.g. anxiety) and encourage students from students support to "give it a try."

## Conclusions:

An Unequal Playing Field [2019] reports: Our findings reveal the unequal opportunities young people have to take part in extra-curricular activities. It is not so much a question of choosing not to participate, but rather a question of an unequal playing field in the opportunities and chance of participating. The overlapping effects of social class, gender, ethnicity and geography are key drivers shaping these unequal opportunities.

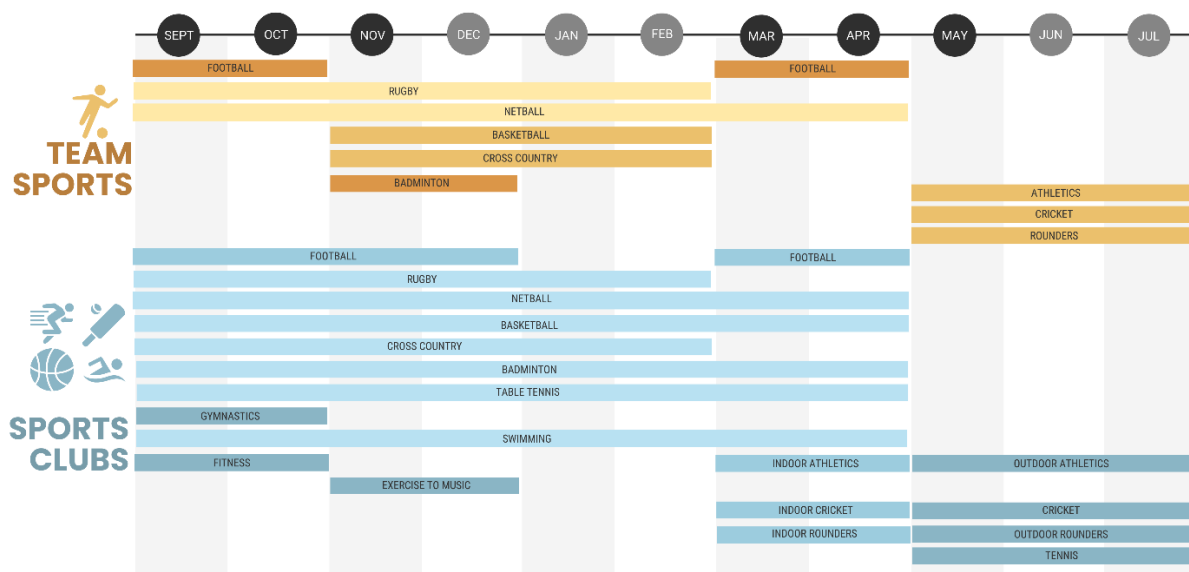
Overlapping with socio-economic status, the school attended has been shown here to make a significant difference in the scale and range of extra-curricular activities opportunities open to young people. School-level differences are not only evident across the independent-state divide. Between state schools, differences in provision are also apparent to some extent.

The prioritisation of extra-curricular activities by a key figure within the school, such as the Head Teacher, could be important in driving a wide portfolio of extra-curricular activities within the school (though without significant further investment, few state school are likely to have the same kind of facilities and resource of many independent schools).

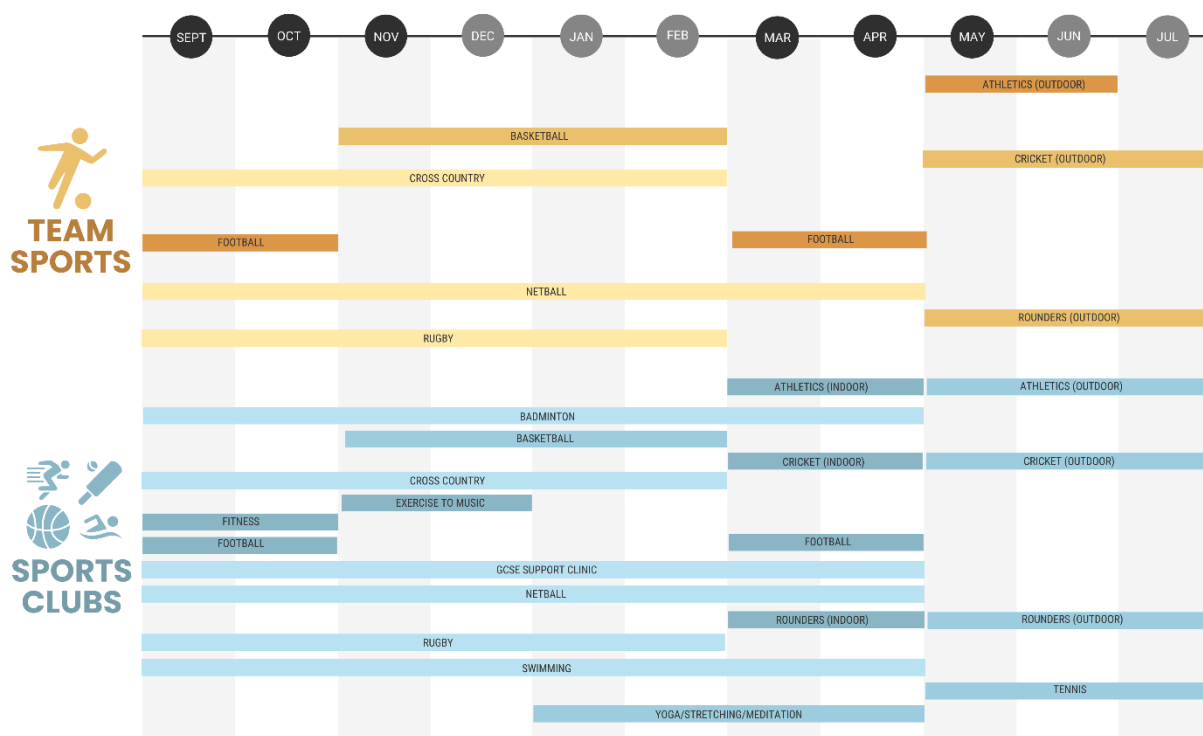
## Response:

We believe at Yateley School that we have a moral purpose to try to increase extra-curricular participation, especially amongst students who are disadvantaged. Throughout this report we have highlighted a number of actions we intend to undertake throughout the calendar year so as to increase participation rates. We will assess the impact of these interventions when we next survey our students on participation rates, as we are looking to not only boost overall participation rates but also close/eradicate the disadvantaged gap between SEND/PP students and their non-disadvantaged peers.

## Appendix 1.0 – Opportunities at KS3: Sports



## Appendix 1.1 – Opportunities at KS4: Sports



## Appendix 2.0 – Extra Curricula Opportunities: Non-Sports

At Yateley School we are very proud of the opportunities that exist for our students to flourish outside of normal lesson time by participating in our extra-curricula activities:

Extra Curricula Activity:	Start	End	Participating Year Groups							Location	Contact
			7	8	9	10	11	12	13		
Student Groups											
Anti-Bullying Ambassadors	Sep	Jul								TBC	Mr R Keeble
Welfare and Wellbeing	Sep	Jul								TBC	Mr R Keeble
Inclusivity and Diversity	Sep	Jul								TBC	Mr R Keeble
Student Voice	Sep	Jul								TBC	Mr R Keeble
Subject Workshops											
Art: GCSE Booster Sessions	May	Apr								B3.5	Mrs S Breen
Art: KS3 Club	Oct	Jul								B3.5	Mrs S Breen
Business Studies: Christmas Fair	Sep	Dec								School Hall	Miss J Nicholson
Business Studies: Young Enterprise	Sep	Apr								BB4	Mr J Burgham
Computing: Computer Club	Sep	Jul								C2.8	Mrs C Cobbold
English: Creative Writing Club	Sep	Jul								D1.5	Mrs S Meadows
English: Debate Club	Sep	Jul								D1.8	Mrs C Robinson
History: History Club	Sep	Jul								D2.4	Miss N Davies
Food: Baking Club	Apr	May								TE2	Mrs J Buttle
Maths: Wednesday club/drop-in	Sep	Jul								C2.1	Mrs K Colloff
Maths: Sixth Form Wed drop-in	Sep	Jul								C2.1	Mrs K Colloff
Maths: Cipher Challenge	Sep	Dec								C2.7	Mrs K Colloff
Photography: Y9 Workshop	Jun	Jul								B3.3	Miss N Parish
Tech: STEM Master Classes	Sep	Jul								BG1	Miss S Williams
Tech: Wednesday Maker Space	Sep	Jul								BW1	Ms S Coffey
Performing Arts: Dance											
Dance Live Auditions (Mon-16-Sep)	Sep									Dance Studio	Mrs H Wearing
Dance Live 2025 (Tue-04-Feb-25)	Sep	Feb								Portsmouth	Mrs H Wearing
House Dance (14+15-Oct-24)	Sep	Oct								Dance Studio	Mrs H Wearing
KS3 Dance Club	Sep	Jul								Dance Studio	Mrs H Wearing
Gremlin Dance Challenge (12-Mar-25)	Jan	Mar								TBC	Mrs H Wearing
Boys Dance Project	Jan	Mar								Dance Studio	Mrs H Wearing
Performing Arts: Drama											
House Drama Rehearsals	Sep	Oct								Drama Studio	Mrs A Affleck-Cruise
House Drama Performance	Nov									Drama Studio	Mrs A Affleck-Cruise
Main school rehearsals + show	Nov	Jul								Drama Studio	Mrs A Affleck-Cruise
Performing Arts: Music*											
Christmas Concert	Dec									Main Hall	Mr R Croft
Guitar Ensemble (Tue breaktime)	Sep	Jul								Music block	Mr R Croft
Choir (Wed lunchtime)	Sep	Jul								Music block	Mr R Croft
Music tech club (Thu lunchtime)	Sep	Jul								Music block	Mr R Croft
House Music	Sep	Mar								Music block	Mr R Croft
Clubs, Societies and Awards											
Chess Club	Sep	Jul								B1.1	Mr J Messenger
Architecture Design Group	Oct	Jun								TE1	Mr D Sibbald
Carnegie Shadowing Book Club	Mar	Jun								Library	Mrs J Hood
The Brilliant Club (by invitation)	Oct	Feb								Educational	Mrs C Cobbold
Dungeons and Dragons (Thur)	Sep	Jul								H1.B	Mrs H Cherniawsky
Duke of Edinburgh Award- Bronze	Sep	Jul								Event/Visit	Mrs C Uttley
Duke of Edinburgh Award- Silver	Sep	Jul								Event/Visit	Mrs C Uttley
Duke of Edinburgh Award- Gold	Sep	Jul								Event/Visit	Mrs C Uttley
Trips and Visits											
Criminology: Justice Museum	Jun									Trip/Visit	Mrs J Rampton

Extra Curricula Activity:	Start	End	Participating Year Groups							Location	Contact
			7	8	9	10	11	12	13		
<b>Criminology:</b> Old Bailey	Dec									Trip/Visit	Mrs J Rampton
<b>Psychology:</b> Derren Brown	Oct									Trip/Visit	Mrs R Short
<b>Drama:</b> Woman in Black	Nov									Trip/Visit	Mrs A Affleck-Cruise
<b>Philosophy:</b> Conference	Dec									Trip/Visit	Mr A Bristow
<b>Politics:</b> Speakers & Parliament	Dec									Trip/Visit	Mr G Donohoe
<b>Tech:</b> The Design Museum	Feb									Trip/Visit	Mr D Sibbald
<b>RS:</b> Gurdwara - Sikhism Trip	Apr									Trip/Visit	Mr A Bristow
<b>RS:</b> Local Church	Oct									Trip/Visit	Mr A Bristow
<b>RS:</b> Auschwitz and Krakow	Jul									Trip/Visit	Mr A Bristow
<b>RS:</b> Places of Worship (Reading)	Jul									Trip/Visit	Mr A Bristow
<b>English:</b> An Inspector Calls Trip	TBC									Trip/Visit	Mrs S Meadows
<b>English:</b> Romeo and Juliet Trip	TBC									Trip/Visit	Mrs S Meadows
<b>English:</b> Poetry Live Trip	TBC									Trip/Visit	Mrs S Meadows
<b>MFL:</b> Germany Trip	Jun									Trip/Visit	Mrs K McCabe
<b>MFL:</b> London French institute	Oct									Trip/Visit	Ms Bourienne
<b>PE:</b> Bude Residential	Oct									Trip/Visit	Mrs K Evans
<b>Geography:</b> Littlehampton	Oct									Trip/Visit	Mrs N Self
<b>Geography:</b> Southampton	Nov									Trip/Visit	Mrs N Self
<b>Geography:</b> Cadbury's World	Apr									Trip/Visit	Ms R Brinkman
<b>Geography:</b> Residential	Mar									Trip/Visit	Mrs N Self
<b>History:</b> Ypres and the Somme	Nov									Trip/Visit	Miss A Vinci
<b>History:</b> Tower of London	Oct									Trip/Visit	Miss A Vinci
<b>History:</b> Vietnam	Feb									Trip/Visit	Miss A Vinci
<b>History:</b> London (John Hunter)	Jul									Trip/Visit	Miss A Vinci
<b>History:</b> Windsor Castle	May									Trip/Visit	Miss A Vinci
<b>All:</b> Marwell Zoo Trip	Jul									Trip/Visit	Mrs S McCarthy
<b>All:</b> Ski Trip	Feb									Trip/Visit	Mrs E Williams
<b>All:</b> Thorpe Park Trip	Jul									Trip/Visit	Mrs C Cobbold



Appendix 3.0: Anonymised Raw Data

For transparency purposes we publish our whole school data with all identifiable features removed to preserve anonymity. To preserve integrity, we also remove the details contained in the “Other” activities and replace these with check marks.

The link below will take any interested party to the raw data showing student 1 to student 1,030 in a read only format.

In the past 365 days, which of the following have you participated in? (please tick <input checked="" type="checkbox"/> )											
Full Name	Year Group	Reg Group	Free School Meals	SEN Status	School Trip: <small>Any off site visit (e.g. Bude, Leland, Marwell Zoo)</small>	LUNCHTIME: Student group <small>e.g. inclusivity + diversity, student voice, anti-bullying, wellbeing and welfare</small>	LUNCHTIME: Club or society <small>e.g. chess club, coding club, chatterbox etc</small>	AFTER SCHOOL: Sports <small>e.g. Football Team, Basketball, Cross Country, Athletics, Dance club</small>	AFTER SCHOOL: Other <small>e.g. Debating society, STEAM, band practice</small>	ANY: House event <small>e.g. House dance, house drama, house music</small>	OTHER <small>Please write anything else (that is extra curricular) if it is not covered by this list.</small>
		Filter here									
Student 1	11	11WN	No	SEN Support							
Student 2	8	8DN	No	SEN Support							
Student 3	11	11WN	No	None				✓			
Student 4	9	9WN	No	None						✓	
Student 5	9	9WN	No	None	✓			✓			
Student 6	8	8NS	No	SEN Support	✓					✓	
Student 7	9	9WN	No	None							
Student 8	9	9PN	No	None							
Student 9	9	9PS	No	None				✓		✓	
Student 10	10	10NS	No	None	✓	✓			✓	✓	
Student 11	10	10WS	No	SEN Support							
Student 12	8	8WN	No	None							
Student 13	10	10DN	No	None							
Student 14	11	11DS	No	None	✓						✓
Student 15	10	10WN	No	None			✓		✓		
Student 16	10	10PN	No	None							
Student 17	8	8PN	No	None							
Student 18	9	9DS	No	None				✓		✓	
Student 19	11	11PN	No	None	✓	✓	✓	✓	✓	✓	
Student 20	8	8NN	No	SEN Support							

Appendix 4.0 – Raw Data Tables

		School Trip:		LUNCHTIME: Student group		LUNCHTIME: Club or society		AFTER SCHOOL: Sports		AFTER SCHOOL: Other		ANY: House event	
		PP	Non-PP	PP	Non-PP	PP	Non-PP	PP	Non-PP	PP	Non-PP	PP	Non-PP
7		2	7	4	34	4	31	11	109	5	35	15	84
8		7	139	1	10	1	29	7	98	1	17	7	110
9		3	68	1	10	1	12	4	76	2	21	8	72
10		6	61	0	13	0	12	1	67	0	23	1	56
11		3	77	1	16	0	15	4	39	1	12	2	45
		21	352	7	83	6	99	27	389	9	108	33	367

		School Trip:		LUNCHTIME: Student group		LUNCHTIME: Club or society		AFTER SCHOOL: Sports		AFTER SCHOOL: Other		ANY: House event	
		PP	Non-PP	PP	Non-PP	PP	Non-PP	PP	Non-PP	PP	Non-PP	PP	Non-PP
Y7		7%	3%	15%	16%	15%	15%	41%	51%	19%	17%	56%	40%
Y8		44%	68%	6%	5%	6%	14%	44%	48%	6%	8%	44%	54%
Y9		14%	38%	5%	6%	5%	7%	18%	42%	9%	12%	36%	40%
Y10		33%	31%	0%	7%	0%	6%	6%	35%	0%	12%	6%	29%
Y11		23%	53%	8%	11%	0%	10%	31%	27%	8%	8%	15%	31%
totals		24%	39%	7%	9%	5%	10%	28%	41%	8%	11%	31%	39%

		School Trip:		LUNCHTIME: Student group		LUNCHTIME: Club or society		AFTER SCHOOL: Sports		AFTER SCHOOL: Other		ANY: House event	
		SEND	Non SEND	SEND	Non SEND	SEND	Non SEND	SEND	Non SEND	SEND	Non SEND	SEND	Non SEND
7		3	6	7	31	3	32	10	110	4	36	5	94

8	25	121	2	9	8	22	16	89	4	14	15	102
9	10	61	1	10	3	10	12	68	5	18	8	72
10	7	60	0	13	0	12	8	60	2	21	5	52
11	8	72	1	16	1	14	2	41	0	13	4	43
	53	320	11	79	15	90	48	368	15	102	37	363

	School Trip:	School Trip:	LUNCH TIME: Student group	LUNCH TIME: Student group	LUNCH TIME: Club or society	LUNCH TIME: Club or society	AFTER SCHOO L: Sports	AFTER SCHOO L: Sports	AFTER SCHOO L: Other	AFTER SCHOO L: Other	ANY: House event	ANY: House event
	SEND	Non SEND	SEND	Non SEND	SEND	Non SEND	SEND	Non SEND	SEND	Non SEND	SEND	Non SEND
Y7	11%	3%	25%	15%	11%	15%	36%	52%	14%	17%	18%	45%
Y8	74%	65%	6%	5%	24%	12%	47%	48%	12%	8%	44%	55%
Y9	32%	36%	3%	6%	10%	6%	39%	40%	16%	11%	26%	42%
Y10	19%	34%	0%	7%	0%	7%	22%	34%	5%	12%	14%	30%
Y11	33%	54%	4%	12%	4%	11%	8%	31%	0%	10%	17%	32%
totals	34%	38%	8%	9%	10%	10%	30%	41%	10%	11%	24%	41%